






255

Bee Line Hwy - 13,933 AADT



Shaffer Rd - 10,200 AADT



Property Overview

Total GLA 444,000 sf  
Year Opened 1970

Trade Area Stats

Population (2022) 133,661

Households (2021) 57,008

Average HH Income (2021) \$67,485

